


The Piano Owner's Heads-Up Guide to Important Piano Maintenance


Focus On: Bass String Removal, Duplication and Replacement



Information provided courtesy of:
Apex Piano Tuning
Dayton 937-416-5166
Cincinnati 513-463-6386


One characteristic which all great-sounding pianos have in common is that they possess a rich, vibrant bass. A strong, resonant bass brings the music played on a piano to life. Unfortunately, as an instrument ages the bass strings which give the piano its musical heartbeat tend to deteriorate. Gradually, over the decades, the tone of the typical acoustic piano loses some of its original luster, and the instrument may come to have a bass sound which is "tubby" and not strong and vibrant. At this point, replacement of the factory-installed bass strings is in order. **The bass section of your piano has gotten to the point where it would benefit tonally from the installation of a new set of bass strings.**

Removing the old set of bass strings in your piano for duplication, followed by the installation of the new strings would help bring your piano back its original full bass.



Cross sections of wires used for the highest and the lowest note on the piano, showing differences.

Cause of loss of tone: As a piano ages, the bass strings gradually wear out. First of all the copper windings (photo above) which are wrapped on bass strings during manufacture lose some of their tension over the lifetime of the piano, making the strings less vibrant. Also the crevices between the windings of the strings tend to become clogged with microscopic dust particles which resist vacuuming or even blowing out with compressed air.



Newly installed bass strings in a 125-year-old Weber grand produce a rich bass sound once again.

www.apexpianotuning.com
support@apexpianotuning.com